

たしざんを なぞって こたえをかきましょう。

たしざんを なぞって こたえをかきましょう。


6 = 1 + 3

9 = 9 + 1

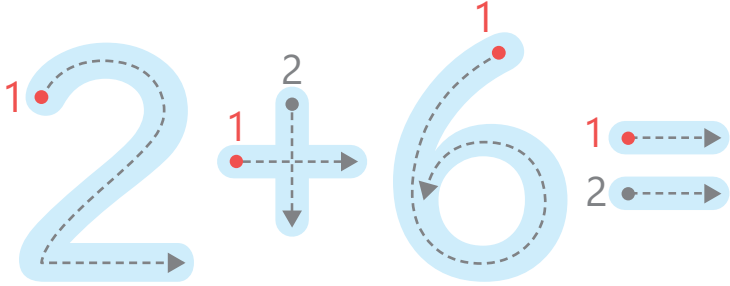

4 = 4 + 3

6 = 6 + 2

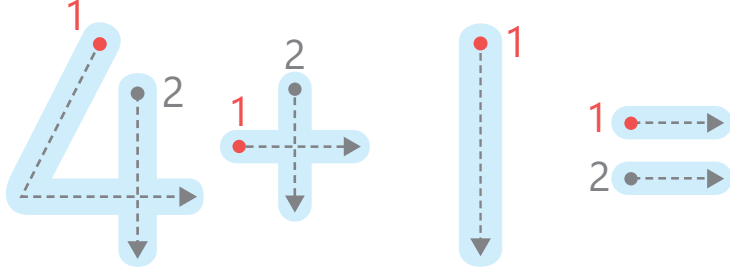

たしざんを なぞって こたえをかきましょう。



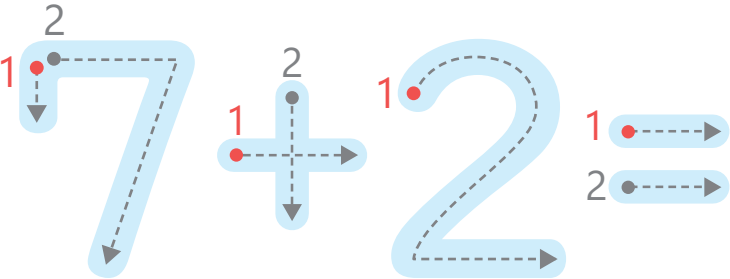

2 + 6 =

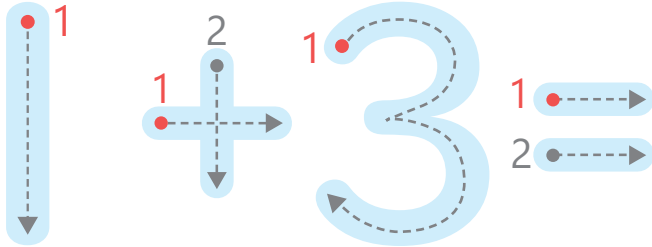
4 + 1 =

7 + 2 =

1 + 3 =



たしざんを なぞって こたえをかきましょう。


Counting and tracing activity for the number 7. The top row shows 10 red cars and 1 blue car. The bottom row shows 10 red cars and 3 blue cars. Below are tracing guides for the number 7, a plus sign, and the number 1, followed by an equals sign and two horizontal lines.

Counting and tracing activity for the number 6. The top row shows 5 red cars and 3 blue cars. The bottom row shows 1 red car and 5 blue cars. Below are tracing guides for the number 6, a plus sign, and the number 3, followed by an equals sign and two horizontal lines.

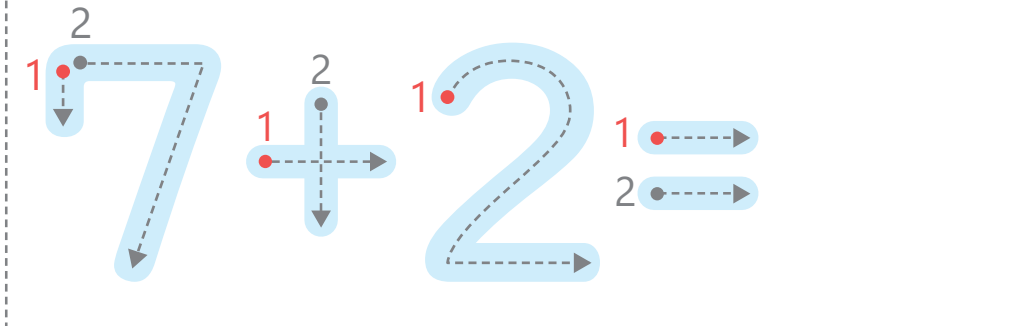

Counting and tracing activity for the number 4. The top row shows 1 red car and 4 blue cars. The bottom row shows 3 red cars and 4 blue cars. Below are tracing guides for the number 1, a plus sign, and the number 4, followed by an equals sign and two horizontal lines.

Counting and tracing activity for the number 2. The top row shows 4 red cars and 2 blue cars. The bottom row shows 3 red cars and 1 blue car. Below are tracing guides for the number 4, a plus sign, and the number 2, followed by an equals sign and two horizontal lines.

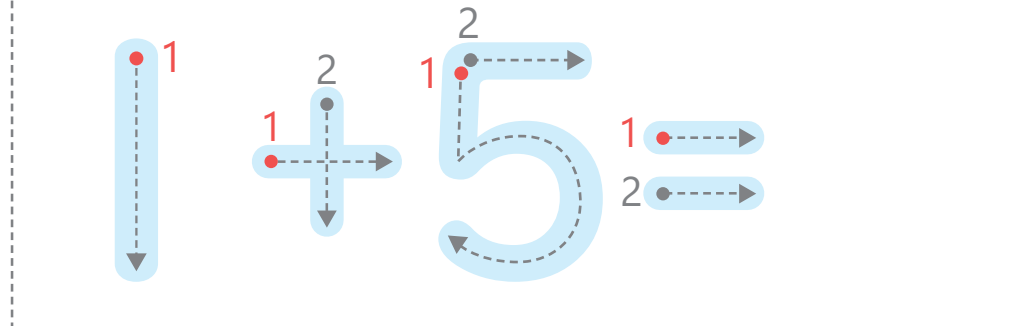

たしざんを なぞって こたえをかきましょう。



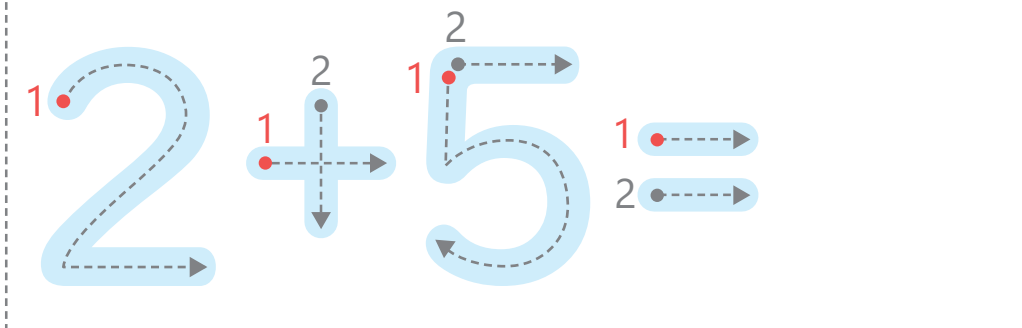

7 + 2 =

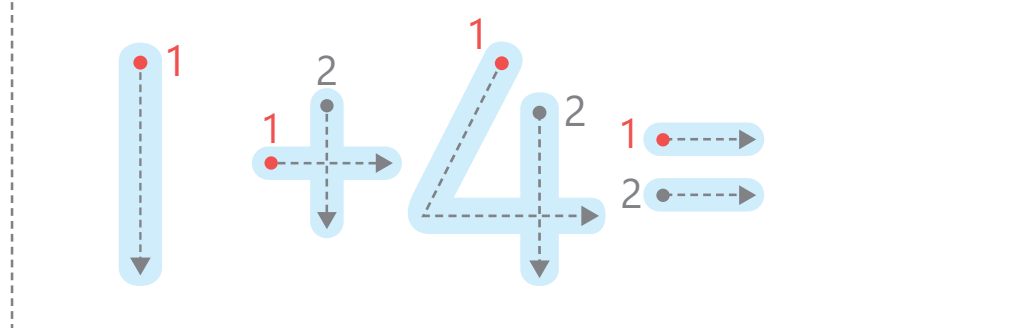
1 + 5 =

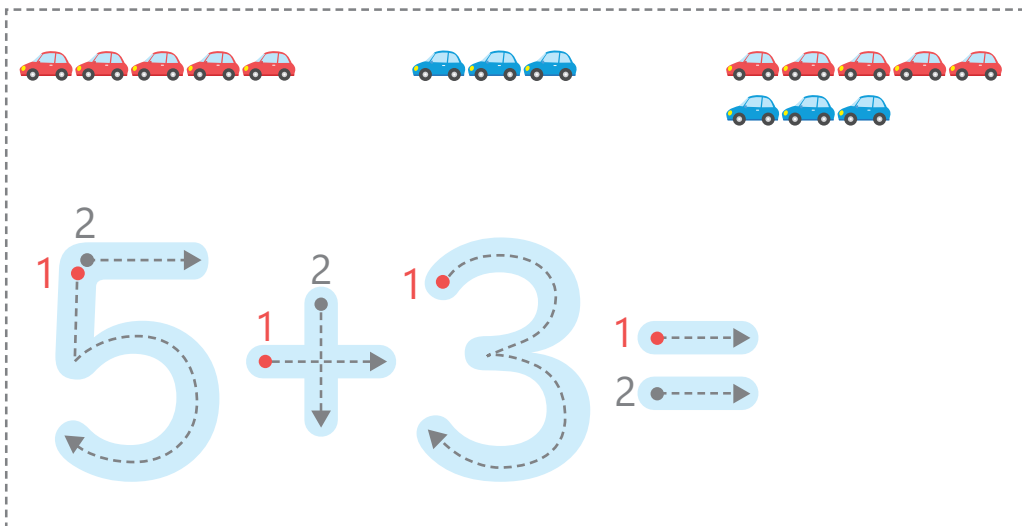
2 + 5 =

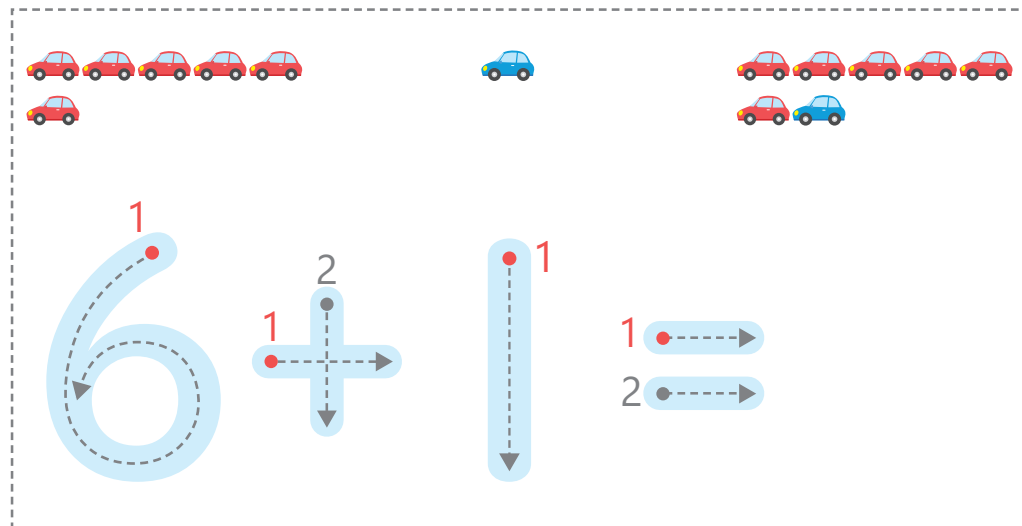
1 + 4 =



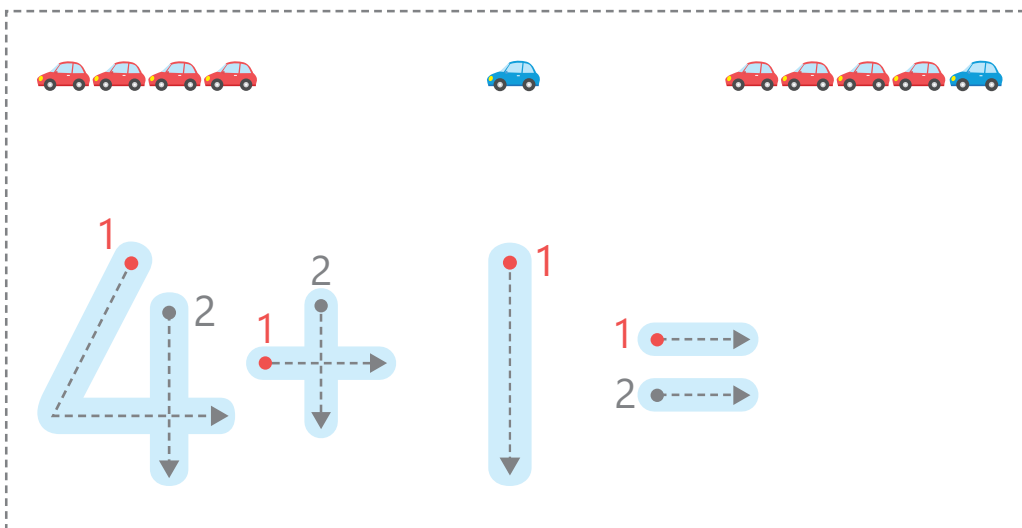
たしざんを なぞって こたえをかきましょう。



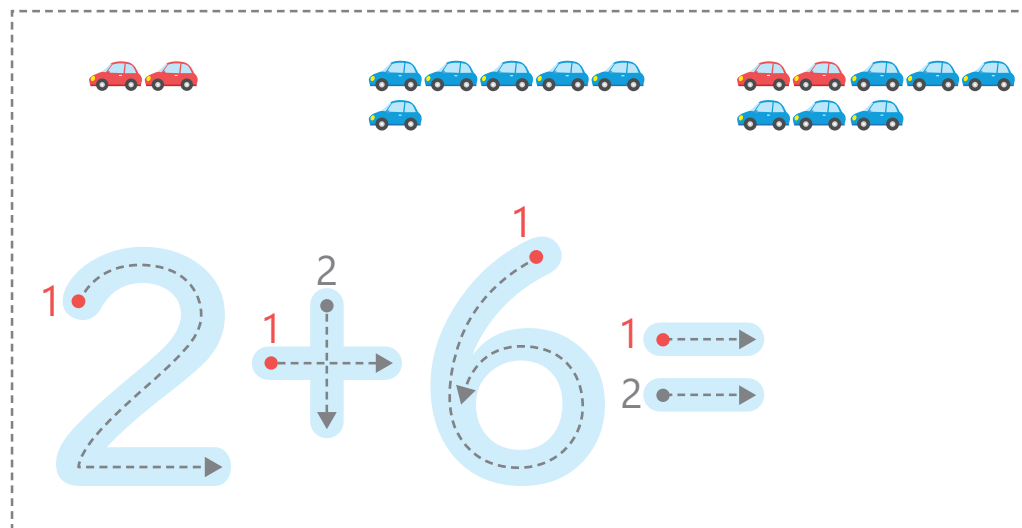
5 + 3 =



6 + 1 =




4 + 1 =



2 + 6 =

たしざんを なぞって こたえをかきましょう。




3 + 4 = 7

Tracing guide for the number 3: stroke 1 is a curve from top to bottom, stroke 2 is a horizontal line across the middle.

Tracing guide for the number 4: stroke 1 is a vertical line from top to bottom, stroke 2 is a horizontal line across the middle.

Tracing guide for the number 7: stroke 1 is a horizontal line from left to right, stroke 2 is a horizontal line from left to right below the first.




5 + 3 = 8

Tracing guide for the number 5: stroke 1 is a vertical line from top to bottom, stroke 2 is a horizontal line across the top.

Tracing guide for the number 3: stroke 1 is a curve from top to bottom, stroke 2 is a horizontal line across the middle.


Tracing guide for the number 8: stroke 1 is a horizontal line from left to right, stroke 2 is a horizontal line from left to right below the first.



2 + 2 = 4

Tracing guide for the number 2: stroke 1 is a curve from top to bottom, stroke 2 is a horizontal line across the middle.

Tracing guide for the number 4: stroke 1 is a horizontal line from left to right, stroke 2 is a horizontal line from left to right below the first.




5 + 1 = 6


Tracing guide for the number 5: stroke 1 is a vertical line from top to bottom, stroke 2 is a horizontal line across the top.

Tracing guide for the number 6: stroke 1 is a vertical line from top to bottom, stroke 2 is a horizontal line across the middle.


たしざんを なぞって こたえをかきましょう。




4 + 4 = 8



2 + 3 = 5




7 + 3 = 10



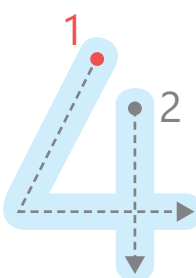
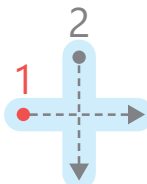

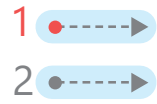

1 + 5 = 6




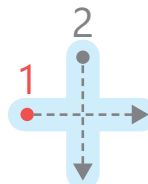

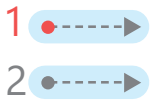

たしざんを なぞって こたえをかきましょう。




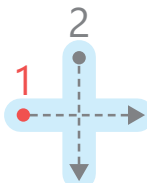
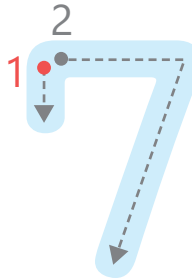
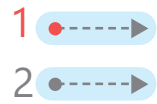

4 + 5 =

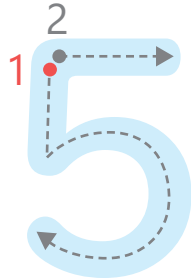
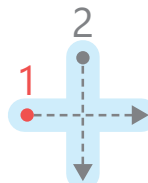

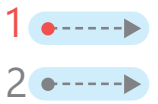
2 + 5 =


2 + 7 =

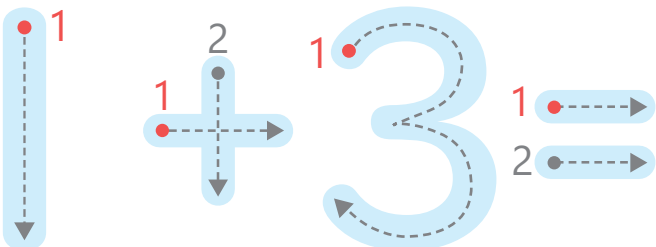

5 + 3 =

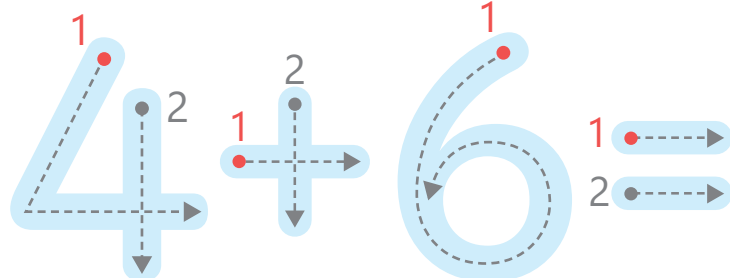

たしざんを なぞって こたえをかきましょう。



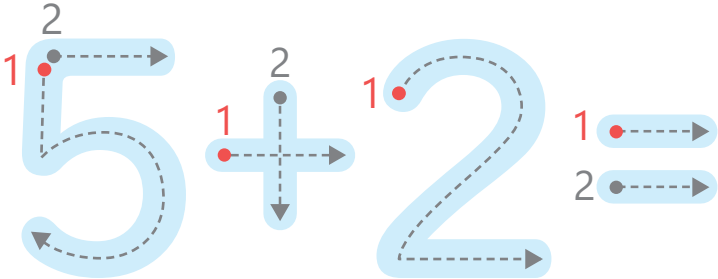

1 + 3 =

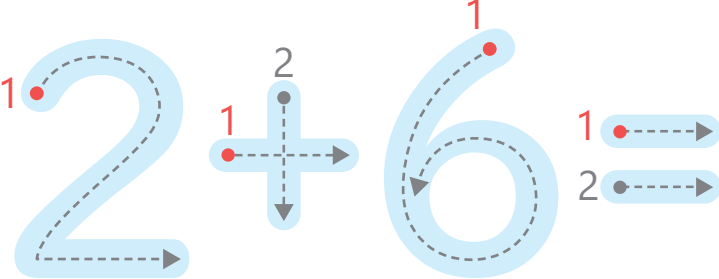
4 + 5 =


5 + 2 =

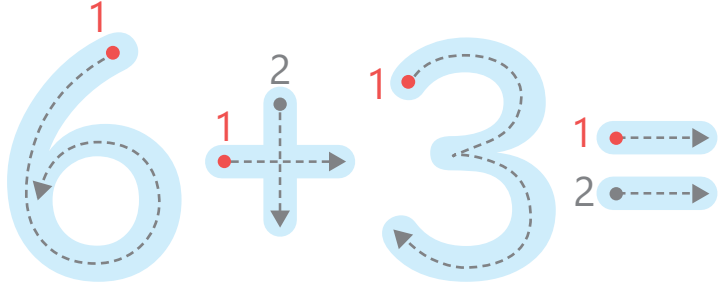

2 + 5 =



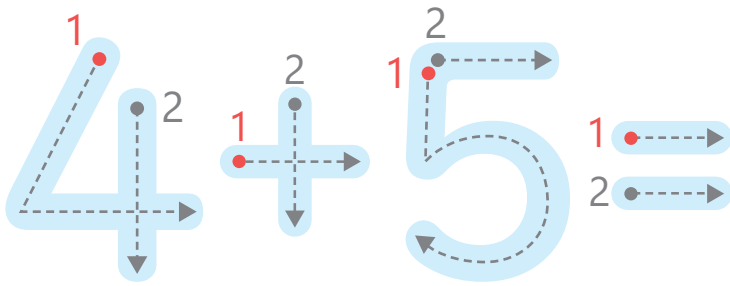

たしざんを なぞって こたえをかきましょう。



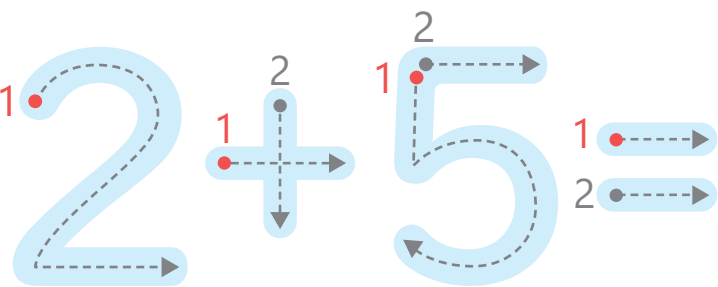

6 + 3 =

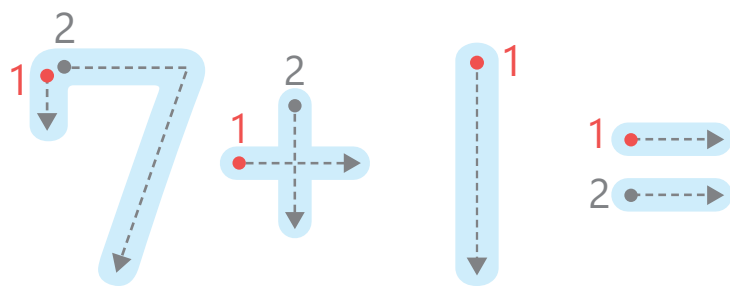
4 + 5 =


2 + 5 =


5 + 1 =




たしざんを なぞって こたえをかきましょう。




3 + 3 = 6



1 + 7 = 8




3 + 1 = 4




5 + 2 = 7

たしざんを なぞって こたえをかきましょう。




3 + 4 = 7

Tracing guide for numbers 3, 4, and 7. Each number is shown in blue with dashed lines and numbered arrows indicating stroke order. The final result '7' is shown in pink.




5 + 1 = 6

Tracing guide for numbers 5, 1, and 6. Each number is shown in blue with dashed lines and numbered arrows indicating stroke order. The final result '6' is shown in pink.



2 + 2 = 4

Tracing guide for numbers 2, 2, and 4. Each number is shown in blue with dashed lines and numbered arrows indicating stroke order. The final result '4' is shown in pink.



6 + 3 = 9

Tracing guide for numbers 6, 3, and 9. Each number is shown in blue with dashed lines and numbered arrows indicating stroke order. The final result '9' is shown in pink.

たしざんを なぞって こたえをかきましょう。

6 + 3 = 9

Tracing guide for 6: stroke 1 is a counter-clockwise curve from top to bottom; stroke 2 is a vertical line down.

Tracing guide for 3: stroke 1 is a top curve; stroke 2 is a bottom curve.

Tracing guide for 9: stroke 1 is a counter-clockwise circle; stroke 2 is a vertical line down.

9 + 1 = 10

Tracing guide for 9: stroke 1 is a counter-clockwise circle; stroke 2 is a vertical line down.

Tracing guide for 1: stroke 1 is a vertical line down.

Tracing guide for 10: stroke 1 is a vertical line down; stroke 2 is a counter-clockwise circle.

4 + 3 = 7

Tracing guide for 4: stroke 1 is a diagonal line down-right; stroke 2 is a vertical line down.

Tracing guide for 3: stroke 1 is a top curve; stroke 2 is a bottom curve.

Tracing guide for 7: stroke 1 is a horizontal line; stroke 2 is a diagonal line down-right.


6 + 2 = 8

Tracing guide for 6: stroke 1 is a counter-clockwise curve from top to bottom; stroke 2 is a vertical line down.

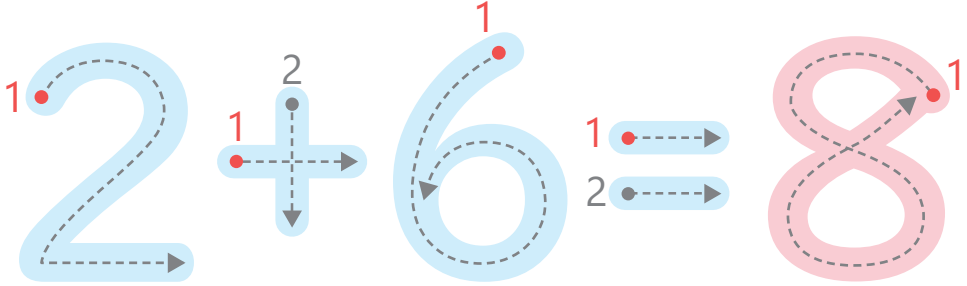

Tracing guide for 2: stroke 1 is a top curve; stroke 2 is a bottom curve.

Tracing guide for 8: stroke 1 is a top curve; stroke 2 is a bottom curve.

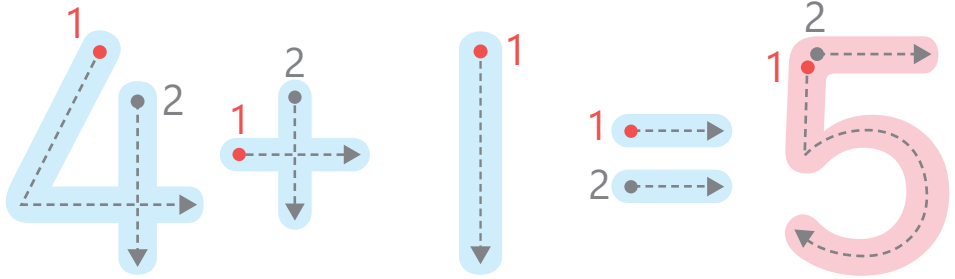

たしざんを なぞって こたえをかきましょう。



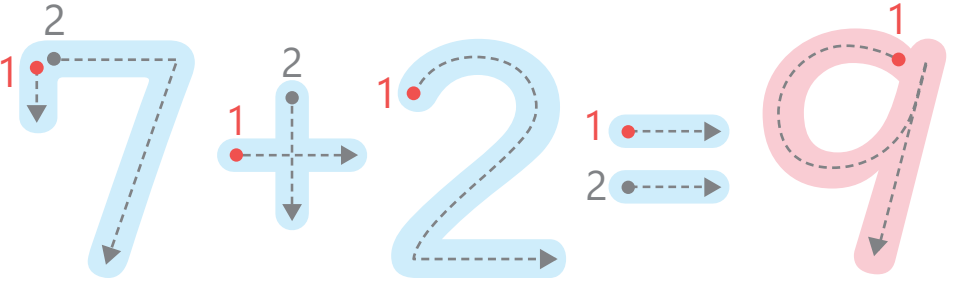

2 + 6 = 8

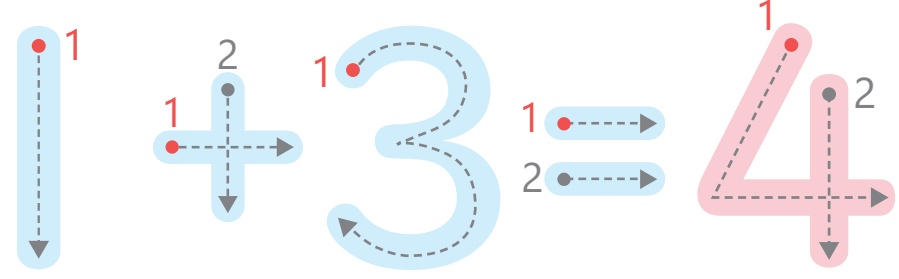
4 + 1 = 5


7 + 2 = 9


1 + 3 = 4




たしざんを なぞって こたえをかきましょう。




7 + 1 = 8



6 + 3 = 9




1 + 4 = 5



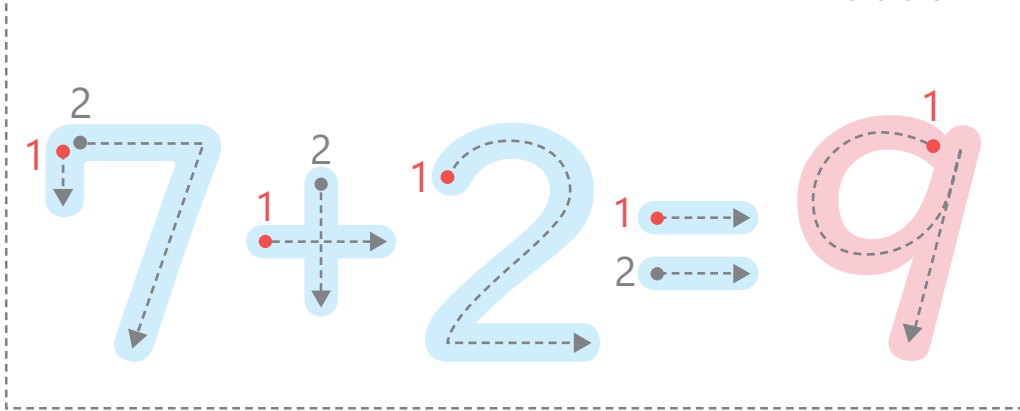

4 + 2 = 6



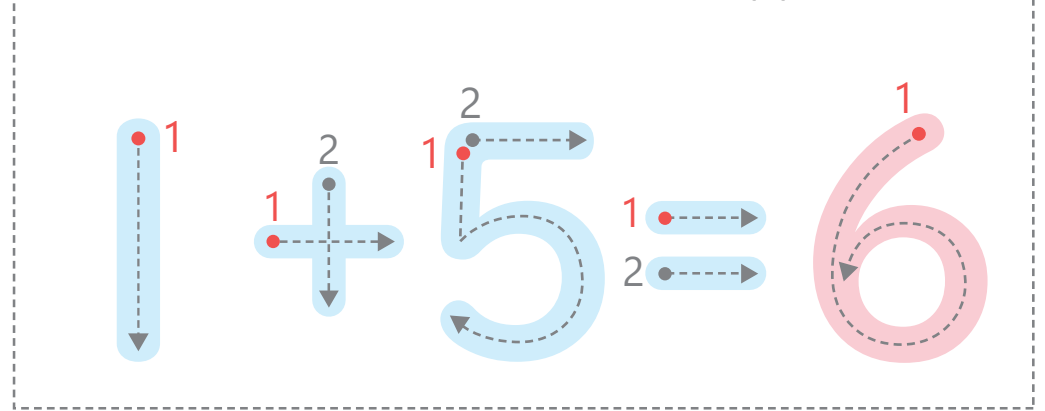
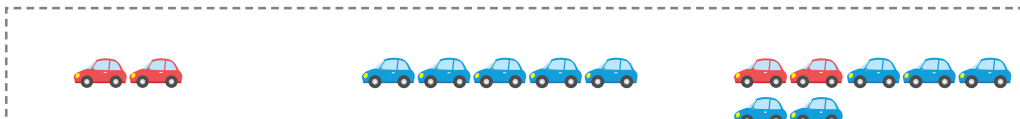
たしざんを なぞって こたえをかきましょう。



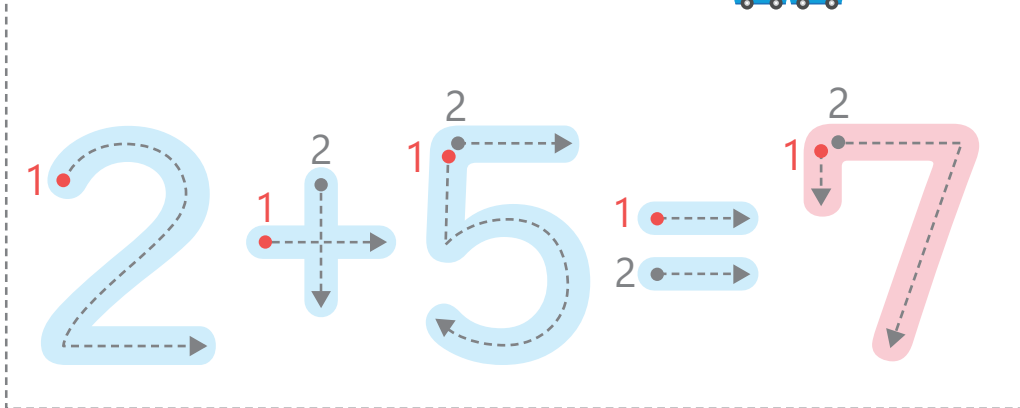
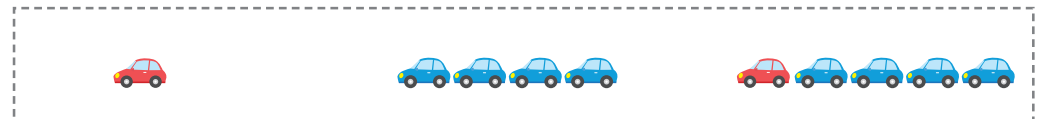
7 + 2 = 9

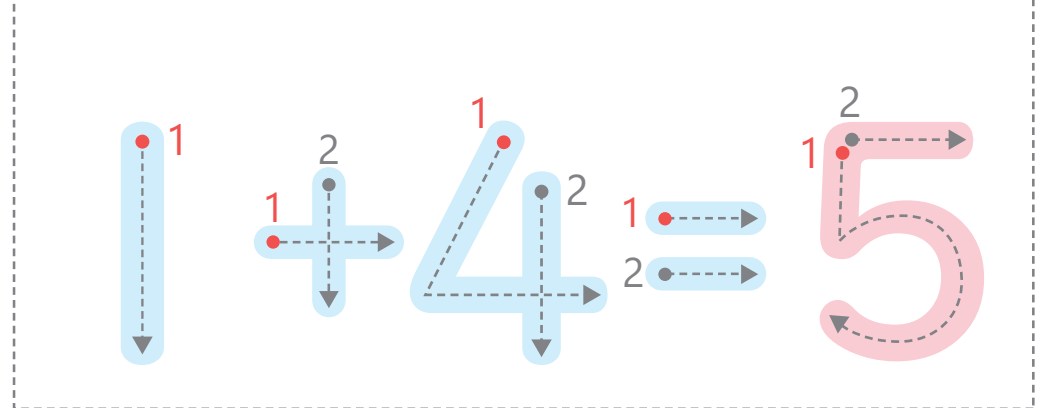
1 + 5 = 6

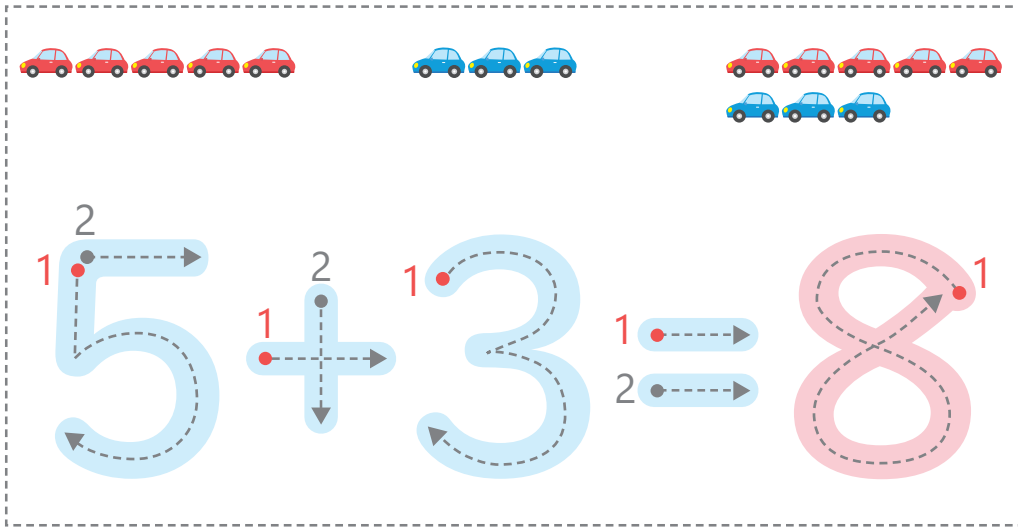
2 + 5 = 7

1 + 4 = 5

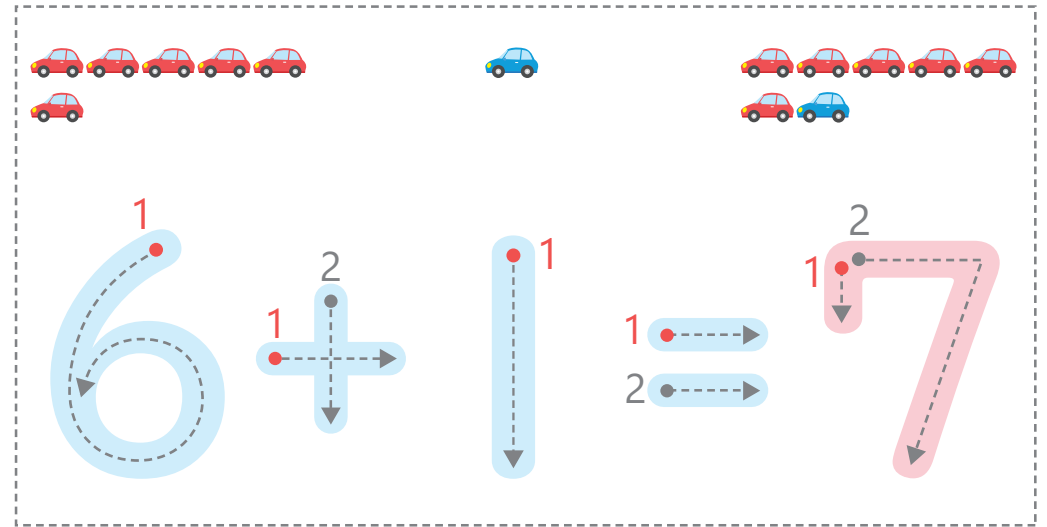


たしざんを なぞって こたえをかきましょう。



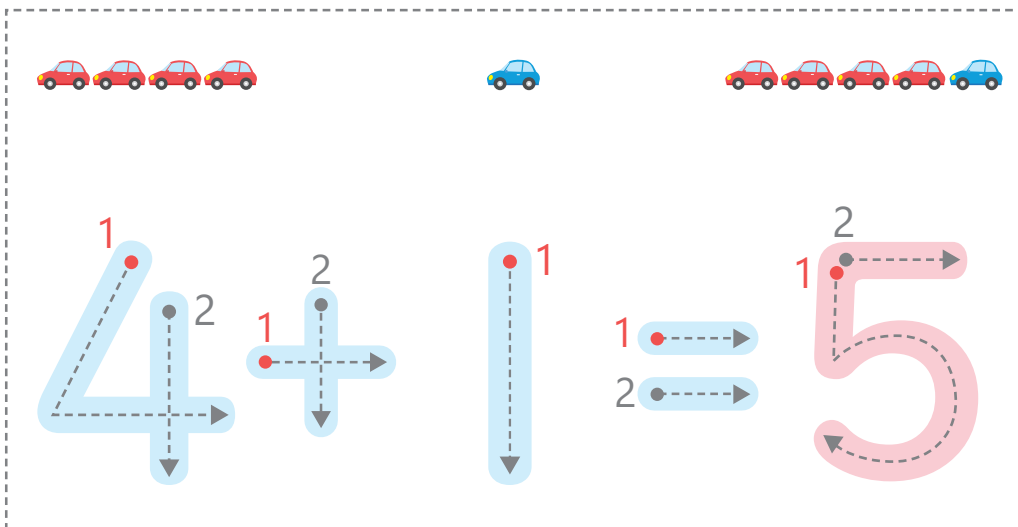
Counting: 5 red cars, 3 blue cars, 5 red cars, 3 blue cars.

Tracing: 5 (blue dashed), + (blue dashed), 3 (blue dashed), = (blue dashed), 8 (pink solid).



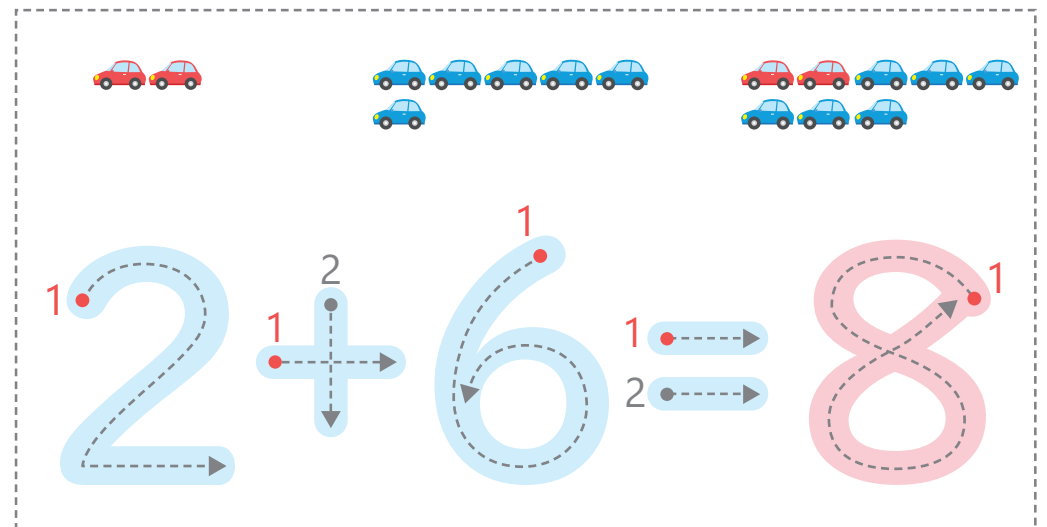
Counting: 5 red cars, 1 blue car, 5 red cars, 2 blue cars.

Tracing: 6 (blue dashed), + (blue dashed), 1 (blue dashed), = (blue dashed), 7 (pink solid).



Counting: 4 red cars, 1 blue car, 4 red cars, 5 blue cars.

Tracing: 4 (blue dashed), + (blue dashed), 1 (blue dashed), = (blue dashed), 5 (pink solid).




Counting: 2 red cars, 5 blue cars, 2 red cars, 3 blue cars.

Tracing: 2 (blue dashed), + (blue dashed), 6 (blue dashed), = (blue dashed), 8 (pink solid).

たしざんを なぞって こたえをかきましょう。


たしざんを なぞって こたえをかきましょう。



4 + 4 = 8

Tracing guide for 4: stroke 1 is a diagonal line down-right, stroke 2 is a vertical line down. Stroke 1 starts at a red dot, stroke 2 starts at a black dot. Arrows show the direction of each stroke.

Tracing guide for 8: stroke 1 is a counter-clockwise circle, stroke 2 is a clockwise circle. Stroke 1 starts at a red dot, stroke 2 starts at a black dot. Arrows show the direction of each stroke.




2 + 3 = 5

Tracing guide for 2: stroke 1 is a curve from top-left to bottom-right, stroke 2 is a vertical line down. Stroke 1 starts at a red dot, stroke 2 starts at a black dot. Arrows show the direction of each stroke.

Tracing guide for 3: stroke 1 is a curve from top-left to bottom-right, stroke 2 is a curve from top-right to bottom-left. Stroke 1 starts at a red dot, stroke 2 starts at a black dot. Arrows show the direction of each stroke.


Tracing guide for 5: stroke 1 is a vertical line down, stroke 2 is a curve from top to bottom. Stroke 1 starts at a red dot, stroke 2 starts at a black dot. Arrows show the direction of each stroke.



7 + 3 = 10

Tracing guide for 7: stroke 1 is a vertical line down, stroke 2 is a diagonal line down-right. Stroke 1 starts at a red dot, stroke 2 starts at a black dot. Arrows show the direction of each stroke.

Tracing guide for 10: stroke 1 is a vertical line down, stroke 2 is a counter-clockwise circle. Stroke 1 starts at a red dot, stroke 2 starts at a black dot. Arrows show the direction of each stroke.



1 + 5 = 6

Tracing guide for 1: stroke 1 is a vertical line down. Stroke 1 starts at a red dot. An arrow shows the direction of the stroke.

Tracing guide for 6: stroke 1 is a curve from top to bottom, stroke 2 is a vertical line down. Stroke 1 starts at a red dot, stroke 2 starts at a black dot. Arrows show the direction of each stroke.

Tracing guide for 7: stroke 1 is a vertical line down, stroke 2 is a diagonal line down-right. Stroke 1 starts at a red dot, stroke 2 starts at a black dot. Arrows show the direction of each stroke.

たしざんを なぞって こたえをかきましょう。

4 + 5 = 9


2 + 5 = 7

2 + 7 = 9

5 + 3 = 8

たしざんを なぞって こたえをかきましょう。

たしざんを なぞって こたえをかきましょう。




6 + 3 = 9

Tracing guide for 6: stroke 1 is a counter-clockwise curve from top to bottom; stroke 2 is a vertical line down.

Tracing guide for 3: stroke 1 is a top curve to the left; stroke 2 is a bottom curve to the right.

Tracing guide for 9: stroke 1 is a counter-clockwise curve; stroke 2 is a vertical line down.




4 + 5 = 9

Tracing guide for 4: stroke 1 is a diagonal line down to the left; stroke 2 is a vertical line down.

Tracing guide for 5: stroke 1 is a horizontal line to the right; stroke 2 is a curve from the end of stroke 1 down to the left.

Tracing guide for 9: stroke 1 is a counter-clockwise curve; stroke 2 is a vertical line down.




2 + 5 = 7

Tracing guide for 2: stroke 1 is a curve from top to bottom; stroke 2 is a horizontal line to the right at the bottom.

Tracing guide for 5: stroke 1 is a horizontal line to the right; stroke 2 is a curve from the end of stroke 1 down to the left.

Tracing guide for 7: stroke 1 is a horizontal line to the right; stroke 2 is a diagonal line down to the left.



7 + 1 = 8

Tracing guide for 7: stroke 1 is a horizontal line to the right; stroke 2 is a diagonal line down to the left.

Tracing guide for 1: a vertical line down.

Tracing guide for 8: stroke 1 is a counter-clockwise curve; stroke 2 is a counter-clockwise curve that crosses the first stroke.

たしざんを なぞって こたえをかきましょう。

3 + 3 = 6

1 + 8 = 9

3 + 1 = 4

5 + 2 = 7